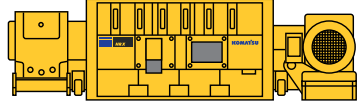
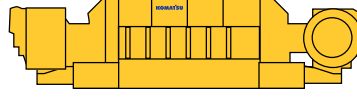


Soft Rock Underground Product Guide

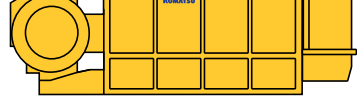
Soft Rock Hard Rock Surface Mining Construction, Utility & Quarry




HRX 1000
Up to 3000MTPH, 0-1000mm feed size, 250 (mm) Standard Product Size




DRX 1000
Up to 4000MTPH, 0-1000mm feed size, 200 (mm) Standard Product Size




XRS 800
Up to 2500MTPH, 0-800mm feed size, 200 (mm) Standard Product Size




DRX 800
Up to 3000MTPH, 0-1000mm feed size, 200 (mm) Standard Product Size




IXRS 600
Up to 750 mtpH, 0-800mm feed size, 200 (mm) Standard Product Size



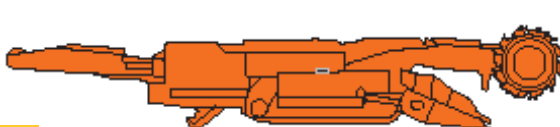
XRS 600
Up to 1800 MTPH, 0-600 feed size, 200 (mm) Standard Product Size



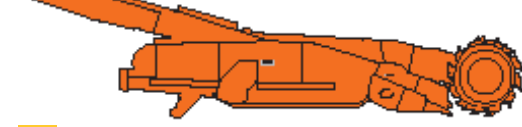
MVT-II 600
Up to 1100MTPH, 0-250mm feed size, 50 (mm) Standard Product Size




MVT-II 800
Up to 1800MTPH, 0-350mm feed size, 50 (mm) Standard Product Size




12CM12
965 mm conveyor width. Load rate 29 tonnes/minute. Cutting Height range 1800mm to 4600mm




12CM27
965 mm conveyor width. Load rate 29 tonnes/minute. Cutting Height range 1800mm to 5000mm




10SC32 BC
Maximum rated load capacity 16 tonnes




10SC32 D
Maximum rated load capacity 30 tonnes




UFB-14
Up to 1360 MTPH (special applications 1800 MTPH)
Breaker pick force – up to 130,000 lbs




UFB-33
Up to 1000 MTPH
Breaker pick force – up to 130,000 lbs




UFB-38
Up to 600 MTPH
Breaker pick force – up to 212,000 lbs




4FCT-B/C
Operated by a single operator using remote control
Flow rates up to 27 tons/minute for coal and 40 tons/minute for salt, trona, gypsum or potash



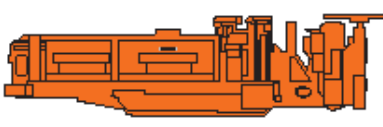
12CM12 MB
965 mm conveyor width. Load rate 29 tonnes/minute. Cutting Height range 1800mm to 4600mm



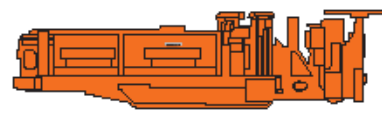
12CM30 MB
Max 4 roof and 2 rib bolting rigs. 760 mm conveyor width Load rate 27 tonnes/minute. Cutting Height range 1900mm to 4600mm



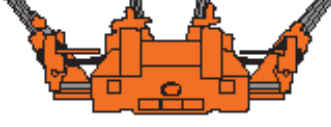
Facebolter 3040
2.1 to 3.2 m operating height range



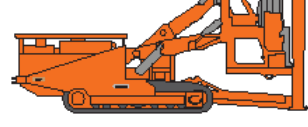
MB2036
Nominal operating range 2.0 to 3.6 m




MB2337
Nominal operating range 2.3 to 3.7 m




MB3045
Nominal operating range 3.0 to 4.5 m




Quad Bolters
2.4 to 5.0 m operating range




Electro-Hydraulic Roof Bolters (EHB)
Automatic drill and bolt cycles. Adaptive drilling functionality. Strata mapping and data capture




AFX
Heavy duty roof bolter
3 tonne feed force




HFX
High productivity roof bolting
2 tonne feed force



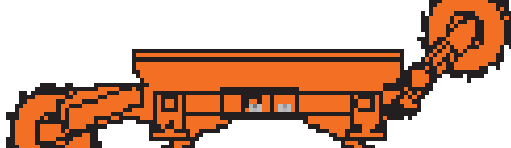
7LS1
Cutting height 1.5 - 3.0 m
Machine Weight 52,000 kg




7LS2A & 2B
Cutting height 1.6 - 3.5 m
Machine Weight 59,000 kg




7LS5
Cutting height 2.0 - 5.5 m
Machine Weight 85,000 kg




7LS6
Cutting height - 3.0 - 5.5m
Machine Weight 100,000kg



AFC
Tonnage up to 6,000TPH, Conveyor Length > 450m
Total installed power up to 3 x 1600kW DOL or OptiDrive™ VSD Transmission



Stageloaders and Mobile Tail Pieces
Tonnage up to 6,000 TPH, Conveyor length up to 70 m,
Total installed power up to 800 kW DOL or OptiDrive™ VSD Transmission



Powered Roof Support
Ratings up to and over 2,000 tonnes
Heights from 0.8 to 7.8 meters

Australia 1300 566 287 | Komatsu.com.au

Please note: all images are for illustration purpose only.

Form no: ZESB094000_January2023

Komatsu Mining 1300 367 569 | Komatsu.com

New Zealand 0800 566 2878 | Komatsu.co.nz

New Caledonia 43 53 06

KOMATSU
Creating value together