



# D65EX-18 / D65EXi-18 D65PX-18 / D65PXi-18



EPA Tier 4 Final Engine

Australia & New Zealand Specifications



## Crawler dozer

### Net Horsepower (Standard model)

162 kW 217 HP/1950 min<sup>-1</sup>

### Operating weight range

Semi-U blade dozer  
D65EX-18: 21270 kg  
Straight tilt dozer  
D65PX-18: 22830 kg

### Blade capacity (ISO 9246)

Semi-U blade dozer  
D65EX-18: 5.6 m<sup>3</sup>  
Straight tilt dozer  
D65PX-18: 3.7 m<sup>3</sup>

### Net Horsepower (iMC model)

162 kW 217 HP/1950 min<sup>-1</sup>

### Operating weight range

Semi-U blade dozer  
D65EXi-18: 21370 kg  
Straight tilt dozer  
D65PXi-18: 22930 kg

### Blade capacity (ISO 9246)

Semi-U blade dozer  
D65EXi-18: 5.6 m<sup>3</sup>  
Straight tilt dozer  
D65PXi-18: 3.7 m<sup>3</sup>

## Walk-around

Horsepower (identical for iMC model)

**Net: 162 kW 217 HP/1950 min<sup>-1</sup>**

Blade capacity (ISO 9246) (identical for iMC model)

**Semi-U blade dozer**

**D65EX-18: 5.6 m<sup>3</sup>**

**Straight tilt dozer**

**D65PX-18: 3.7 m<sup>3</sup>**

Operating weight (standard model)

**Semi-U blade dozer**

**D65EX-18: 21270 kg**

**Straight tilt dozer**

**D65PX-18: 22830 kg**

Operating weight (iMC model)

**Semi-U blade dozer**

**D65EXi-18: 21370 kg**

**Straight tilt dozer**

**D65PXi-18: 22930 kg**



Photo may contain optional equipment.



# Outstanding productibility and workability

## Powerful engine and large capacity Semi-U blade

The D65EXi/PXi-18 offers the most horsepower in its class and large capacity blade to increase productivity on the jobsite.

## Hydrostatic Steering

Grading and pushing applications are improved by greater control and consistent power delivery.



Photo may contain optional equipment.

## Ecology features

- NEW** • Komatsu's new emission regulations-compliant engine
- Auto idle shutdown function

- NEW** • Auto-decelerator

- NEW** • Auto E mode

## Productivity and workability features

- NEW** • Great production due to engine power-up and large-capacity blade
- Hydraulically-driven cooling fan
- Enhanced steering and working mode

## Working environment

- Integrated ROPS (ISO 3471) cab
- Rear view monitor system
- NEW** • Operator presence sensing system
- NEW** • Bluetooth® radio with USB port
- NEW** • LED lights

## Reliability and maintenance features

- Parallel Link Undercarriage System (PLUS)
- Hydraulically-driven fan
- NEW** • Easy sampling

## Information and communication technology (ICT)

- Large multi-lingual high resolution Liquid Crystal Display (LCD) monitor
- Multi-monitor with troubleshooting function to minimise down time
- Energy Saving Operation Ecological operation report for assistance

## Controllability features

- Palm Command Control System (PCCS)

## Komplimentary maintenance and KOMTRAX®


# Ecology features

## Komatsu new engine technologies

### Komatsu's New Emission Regulations-compliant Engine

U.S. EPA Tier 4 Final and EU Stage V emissions require the reduction of NOx emissions. In addition to refining the Tier 4 Interim technologies, Komatsu developed a new Selective Catalytic Reduction (SCR) device in-house.

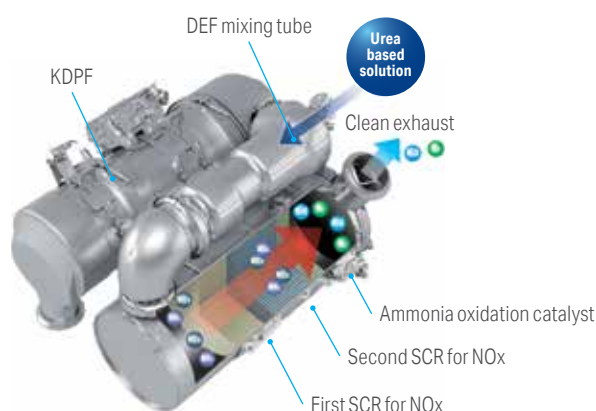
- ① Variable Geometry Turbocharger (VGT)
- ② SCR
- ③ Komatsu Diesel Particulate Filter (KDPF)
- ④ Exhaust Gas Recirculation (EGR) Cooler



## Technologies applied to new engine

### Heavy-duty aftertreatment system

This new system combines a Komatsu Diesel Particulate Filter (KDPF) and Selective Catalytic Reduction (SCR). The SCR NOx reduction system injects the correct amount of Diesel Exhaust Fluid (DEF) at the proper rate, thereby decomposing NOx into non-toxic water vapour (H2O) and nitrogen gas (N2).



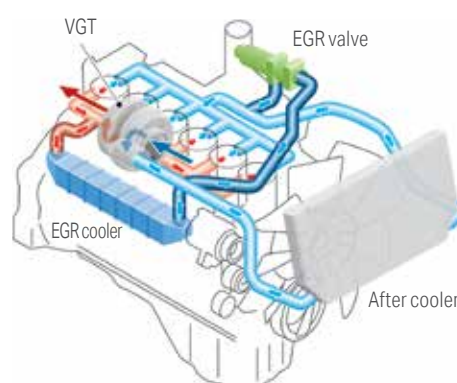
### VGT system

The VGT system features Komatsu-original hydraulic technology for variable control of air-flow. The VGT supplies optimal air according to load conditions and the upgraded version features improved exhaust temperature management.



### Heavy-duty cooled EGR system

The system recirculates a portion of exhaust gas into the air intake and lowers combustion temperatures, thereby reducing NOx emissions. Furthermore, while EGR gas flow is increased, by incorporating a high-efficiency and compactly designed cooling system, the system achieves a dynamic reduction of NOx, while helping reduce fuel consumption.

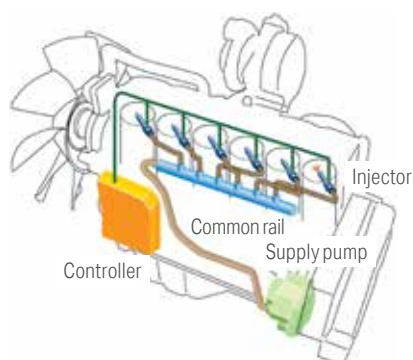


### Electronic control system

The electronic control system performs high-speed processing of all signals from sensors installed in the vehicle and engine to ensure total control of the equipment under all conditions. Engine condition information is displayed via an on-board network on the monitor inside the cab, providing necessary information to the operator. Furthermore, managing the KOMTRAX helps customers use this information to engage in appropriate maintenance.

### High Pressure Common Rail (HPCR) fuel injection system

The system is designed to achieve an optimal injection of high-pressure fuel by means of computerised control, thereby improving combustion efficiency and reducing Particulate Matter (PM) emissions. Equipped with the auto-decelerator, which automatically decreases the engine speed at the set time after the work equipment or travel lever is set in neutral.



### Redesigned combustion chamber at top of piston

The combustion chamber at the top of the piston has a new shape designed to improve combustion and further reduce NOx, PM, fuel consumption and noise.

### Komatsu Closed Crankcase Ventilation (KCCV)

The KCCV efficiency is significantly increased from previous models from around 50% efficiency to 95% efficiency.



### Selectable working mode

P mode is the mode designed for powerful operation and maximum production. E mode is designed for general dozing applications providing adequate speed and power while saving energy. For CO2 reduction and energy saving, the monitor panel allows the operator to easily switch the working mode, depending on the work at hand.

#### P mode (Power mode)

With P mode, the engine outputs its full power, allowing the machine to perform the work requiring large production, heavy-load work, and uphill work.

#### E mode (Economy mode)

With E mode, the engine outputs enough power for the work without delivering unnecessary power. This mode allows for energy saving operation and is suitable for the work on a ground where the machine may cause shoe slip and the work not requiring large power such as downhill dozing, leveling and light-load work.

### Auto idle shutdown function

Komatsu auto idle shutdown helps reduce idle time and operating costs.

### Auto-decelerator

The auto-decelerator automatically decreases the engine speed after selected period since the work equipment or travel lever return neutral.

### Auto E Mode

At light load work, changing to E mode automatically to reduce fuel consumption.



Photo may contain optional equipment.



# Productivity and workability features

## Production improvement

Equipped with a new SAA6D114E-6 engine whose horsepower is the largest in this class. Combined with the newly designed large-capacity blade, it works high production.

**Rated engine horsepower (Net)**

---

**162 kW** (217 HP)

---

## Hydraulically driven cooling fan

The engine cooling fan's speed is electronically controlled. The fan speed depends on engine coolant, oil temperatures and the fan will only rotate as fast as is necessary to adequately cool the machine's fluid. This system increases fuel efficiency, reduces the operating noise levels and requires less horsepower than a belt driven fan.

## Long track-on-ground and oscillating track frame

Long track-on-ground and oscillating track frames improve machine stability and grading/dozing performance.

## Steering speed increase

Speeds up the outer crawler when turning, improving maneuverability and turnability.

## Enhanced steering mode

**FNR shift mode:** Allows operator to optimise forward and reverse shifting response speed.

**Steering mode:** Improved steering performance with operator adjustable turning speed.

**Fast mode** enables the outside track to speed up, while maintaining machine travel speed to improve maneuverability and turning.

## Enhanced blade mode

**Blade drop speed mode:**

New operator adjustable blade drop response, with added quick drop feature.

**Blade tilt mode:**

Operator adjustable blade tilt response.

**Blade lift mode:**

Operator adjustable blade lift response.



Photo may contain optional equipment.

# Controllability features

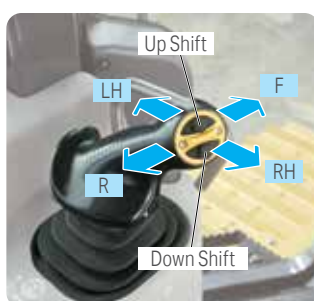


Illustration only image showing PAT blade.  
Not available on these models.

Photo to illustrate the Reverse grade on design function. Reverse grade switches.

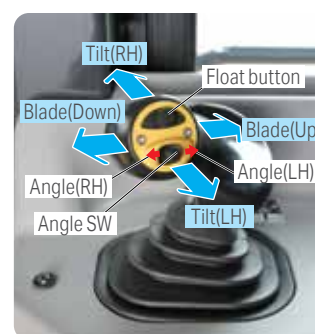
## PCCS

The low-effort PCCS joystick controls all directional movements including machine travel speed as well as counter-rotation.



## Electronic controlled hydraulic system

Electronic controlled palm commanded joystick provides precise blade control, by assistance of controller. New blade angling switch operation provides easier blade control.



## PCCS levers

Komatsu's ergonomically designed PCCS handles create an operating environment with complete operator control.




# Reliability and maintenance features

## Excellent reliability and durability

### Parallel Link Undercarriage System (PLUS)

Komatsu's new PLUS provides less downtime plus longer wear with up to 40% lower undercarriage maintenance costs. Rotating bushings eliminate the cost and downtime for bushing turns, and strengthened rollers and links increase wear life up to two times. With PLUS, individual links can be replaced with common track tools.



### Modular design

Designed with durability in mind the machine, takes a modular approach utilising castings for strength and reduction in parts.

### Dozer frame


Steel castings reduce the number of welds, improving frame rigidity and strength.

### Mainframe

High-rigidity simple hull frame structure combined with thick plates and steel castings provide increased reliability and durability.

### Self-adjusting idler support

The self-adjusting idler support provides constant and even tension on idler guide plates reducing noise and vibration and increasing undercarriage life.





## D65EX-18 / D65PX-18 / D65EXi-18 / D65PXi-18

### Easy maintenance

Planned maintenance is the only way to ensure long service life from your equipment. That's why Komatsu designed the D65EXi/PXi-18 with conveniently located maintenance points to make necessary inspections and maintenance quick and easy.

### Hydraulically-driven fan

The D65EXi/PXi-18 utilises a fan with a gas strut-assisted lift system to provide easy access to the (Side-by-side) radiator, oil cooler and charge air cooler. The swing-up feature makes it easier to access cooling cores. The hydraulic fan has a cleaning mode where the fan rotates in the reverse direction and helps to clear off objects in front of the cooling areas.

### Daily checks

All daily checks can be performed efficiently from the left side of the machine.

### Easy sampling

Added sampling port for oil and coolant on machine, so you can sample very easily.



### Equaliser bar side pins

Remote grease nipple on track-frame, so you can grease equaliser bar side pins easily.



### Tie-offs

Anchor points of tie-off are installed. They are used to connect the safety belts of workers for maintenance and cleaning work.



# Working environment

## Integrated ROPS (ISO 3471) cab

The D65EXi/PXi-18's cab has an integrated ROPS (ISO 3471). High rigidity and superb sealing performance sharply reduce noise and vibration for the operator and minimise dust from entering the cab. In addition, side visibility is increased because external ROPS (ISO 3471) structure and posts are not required. Outstanding visibility has been achieved.



## Comfortable ride with cab damper mounting

The D65EX/PXi-18's cab mount uses a cab damper system that provides excellent shock and vibration absorption which conventional mounting systems are unable to match. The silicon oil filled cab damper mount helps to isolate the cab from the machine body, suppressing vibration and providing a quiet, comfortable operating environment.

## Auxiliary input jack and two electrical outlets

By connecting an auxiliary device to this plug input, the operator can play audio from their mobile device through the machine's sound system.

Two electrical outlets (DC12V and DC24V) can be used as a power source for radio equipments or others.

DC12 V electrical outlets  
DC24 V electrical outlets  
Auxiliary input jack  
USB port



## Multifunction audio

It has functions of AM/FM radio and AUX, USB and Bluetooth® wireless technology enabled products can be connected.



## Comfortable ride with new operator seat

new operator seat has adjustable lumbar support, tilt and an electric heater. It becomes easy to adjust to the operator's shape and comfortable operation is possible in a variety of conditions. Also seat heat makes possible to work comfortably in the winter.



## LED lights

LED lights are equipped on of the machine. The visibility under low light environment is improved, and work at night with ease.



## Safety equipment

### Rear view monitor system

On the large LCD colour monitor, the operator can view, through one camera, areas directly behind the machine. This camera can be synchronised with reverse operation.



### Secondary engine shutdown switch

A new secondary switch has been added at the side of the front console to shut down the engine.



### Operator presence sensing system

This feature locks out hydraulics under certain conditions to prevent unintentional movement when the operator is not in the seat.





## Next Generation Intelligence

Improved machine efficiency for work ranging from heavy dozing to finish grading with intelligent Machine Control technologies.

**NEW** **Lift layer control**

Realises consistent lift layers with automatic control.

**NEW** **Quick surface creation**

Makes design data by easy operation.

**UPGRADE** **Proactive dozing control**

Cut & carry work smooth as if performed by experienced operator.

**Standard intelligent machine control**

Standard factory installed integrated 3D GNSS intelligent machine control system.

**No cables**

No coiled cables between machine and blade.

**No climbing**

GNSS antenna and mast removed from blade.

**No connections**

No daily connections required between machine and blade.

**NEW** **Tilt steering control**

Relieves operator of correction operation toward target point.

**NEW** **Adopts two antennas supporting multiple GNSS\***

Improved reliability in work accuracy due to stable receiving of satellite signals.

\*Global Navigation Satellite System.

**Improved machine control**

Up to 8% more efficient dozer operation than comparable aftermarket machine control systems in start to finish grading tests.

**Innovative**

Automated blade control from rough dozing to finish grade.

**Integrated**

Standard factory installed machine control system.

**Intelligent**

New dozing mode, load control performance features.

### Reliability

For higher reliability and durability

**ICT\* system installed as standard before shipment**

\*Information and Communication Technology.



# intelligent Machine Control



Photo for illustration only showing reverse grade on design function.

## intelligent Machine Control (iMC) 2.0

D65EXi/PXi-18 utilises intelligent Machine Control 2.0 a GNSS\* system that automatically controls the blade to 3-dimensional design data. Machine Control 2.0 utilises the industry's first Proactive Dozing Control logic, lift layer control, quick surface creation, and tilt steering control. A two antenna system supporting multiple GNSS which provides less down time and more work time. These added features make for improved production and efficiency.

\*GNSS (Global Navigation Satellite System): General term for satellite positioning systems such as GPS, GLONASS, etc.

## Quick surface creation


Designed to simplify in-field surface creation within the control box, allowing for more utilisation of iMC 2.0.

## Tilt steering control

The blade automatically tilts under a heavy load to maintain a straight line of travel, optimising productivity throughout each pass and reducing operator fatigue.

## Auto/manual switch


A conveniently located On/Off switch giving the operator control of when iMC 2.0 is active.



## Function switches

### Cut/fill offset switch

The target surface height can be quickly adjusted by press the offset switch (Button).



Cut/fill offset switch

Reverse grade on design mode switch

### Reverse Grade on Design mode switch

Allows for automatic control during back grading.





## Lift layer control

Optimise earthwork productivity and maintain compaction quality by automatically controlling lifts to the desired heights with respect to the mapped terrain. Excess fill is eliminated as automatic blade control will follow finish surface once lifts have reached finish grade.

## Two Antennas Supporting Multiple GNSS


Work accuracy is improved by two antennas supporting the multiple GNSS. Improvement of blade accuracy on slope Blade accuracy is maintained during slope work.

## Proactive dozing control

Operator can utilise automatic blade control from rough grading to finish grading work. Proactive dozing control understands the terrain in the path of each cut, maximises the blade load throughout the pass, regardless of the terrain ahead, and achieves productivity similar to that of an experienced operator.

## Reliability of blade accuracy

Galileo, QZSS, and BeiDou can be used in addition to GPS and GLONASS. Since the satellite capture rate is improved, the machine can be used in any time zone.



## Control Box

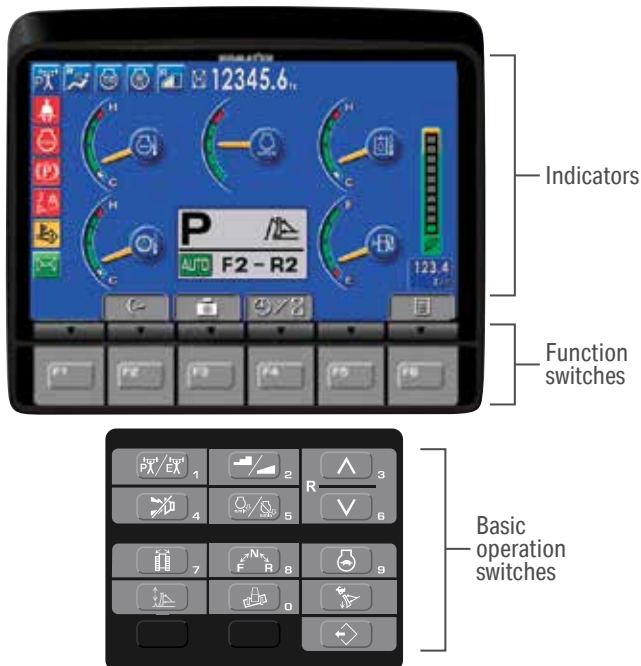
- |                              |  |  |
|------------------------------|--|--|
| 1 Elevation control key      | 1 L.H. LED indicator   | 1 Left window  |
| 2 Slope control key          | 2 Upper LED indicator  | 2 Main window  |
| 3 GNSS status                | 3 R.H. LED indicator   | 3 Lower window   |
| 4 Radio status               | 4 Power ON/OFF and menu switch (Press: Display the main menu/Hold down: Turn ON/OFF the power supply)                  | 4 Right window   |
| 5 Cut/Fill offset            | 5 Zoom in switch   | 5 Speed control ON/OFF   |
| 6 Cut/Fill reading           | 6 Zoom out switch  | 6 Take a topo shot   |
| 7 Tilt of blade              | 7 Toggle main view switch (Press: Switch the display of main window/Hold down: Adjust the brightness and sound volume) | 7 Simple grading ON/OFF  |
| 8 Design cross-slope         | 8 AUTO indicator   | 8 Cut depth selection  |
| 9 Type of control            | 9 Back Grade mode indicator  | 9 Smooth start ON/OFF  |
| 10 AUTO indicator            | 10 Lift indicator  | 10 Tilt steering ON/OFF  |
| 11 Back Grade mode indicator |  | 11 Toggle As-built mode change view to [none], [cut fill], [pass counts] |
| 12 Lift indicator            |  | 12 Quick surface creation (Create slope plane surface)                   |
|                              |  | 13 Lift layer control (Create As-built design surface)                   |

\*This is a typical main screen of control box.

## ICT

### Large multi-lingual high resolution LCD monitor

A large user-friendly colour monitor provides easy to understand information for the operator. Excellent screen visibility is achieved with a high resolution LCD monitor that can easily be read at various angles and lighting conditions. Simple and easy to operate switches and function keys facilitate multi-function operations. The monitor displays data in 26 languages to globally support operators around the world.



### Multi-monitor with troubleshooting function to minimise down time

Various meters, gauges and warning functions are centrally arranged on the multi-monitor. The monitor simplifies start-up inspection and promptly warns the operator with a lamp and buzzer if any abnormalities should occur.


In addition, countermeasures are indicated in 4 levels to ensure safety and help prevent the machine from having major problems. Replacement times for oil and filters are also indicated.



### Energy Saving Operation

#### ECO guidance

In order to support efficient operation, the following four messages are displayed for fuel saving operation.



- 1) Avoid excessive engine idling
- 2) Use economy mode to save fuel
- 3) Avoid hydraulic relief pressure
- 4) Avoid over load

#### ECO gauge

In order to help the operator to perform in an environmentally friendly way and minimise energy consumption, an easy-to-read "ECO gauge" is displayed on the left of the multi-monitor screen.

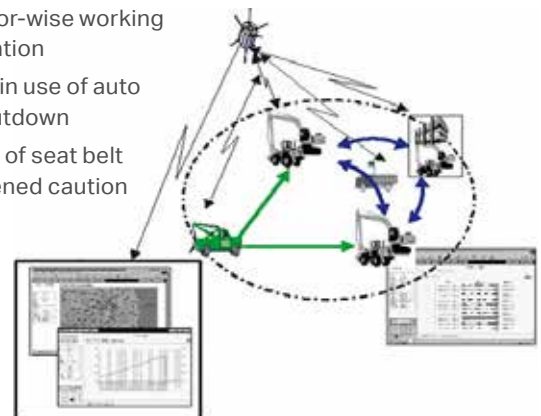
#### Fuel consumption display

Average fuel consumption during the day is displayed and updated every 10 seconds.

### Ecological operation report for assistance

KOMTRAX is fleet monitoring system developed by Komatsu. KOMTRAX provides machine location, actual working hours, fuel consumption, maintenance, abnormality, load frequency, and many more. Those information can be monitored through a secure web-based application. KOMTRAX also provides reports which summarize machine usage. KOMTRAX data helps to improve machine usage and make management decisions. The new D65EX/PX-18 provides the following information.

- Guidance to improve fuel consumption
- Energy saving operation report
- Working hours by working mode (P or E mode)
- Service information for U.S. EPA Tier 4 Final engine (Regeneration, failure information)
- Operator-wise working information
- Trends in use of auto idle shutdown
- Display of seat belt unfastened caution





# KOMTRAX equipment monitoring

Get the whole story with



## What

- KOMTRAX is Komatsu's remote equipment monitoring and management system. KOMTRAX continuously monitors and records machine health and operational data.
- Information such as fuel consumption, utilisation, and a detailed history lowering owning and operating cost.

## Where

- KOMTRAX data can be accessed virtually anywhere through your computer, the web or your smart phone.
- Automatic alerts keep fleet managers up to date on the latest machine notifications.

## Why

- Knowledge is power – make informed decisions to manage your fleet better.
- Knowing your idle time and fuel consumption will help maximise your machine efficiency.
- Take control of your equipment – any time, anywhere.

## Who

- KOMTRAX is standard equipment on all Komatsu construction products.

## When

- Know when your machines are running or idling and make decisions that will improve your fleet utilisation.
- Detailed movement records ensure you know when and where your equipment is moved.
- Up to date records allow you to know when maintenance is due and help you plan for future maintenance needs.



Photo may contain optional equipment.



**KOMTRAX**

For construction and compact equipment.

**KOMTRAX Plus**

For production and mining class machines.

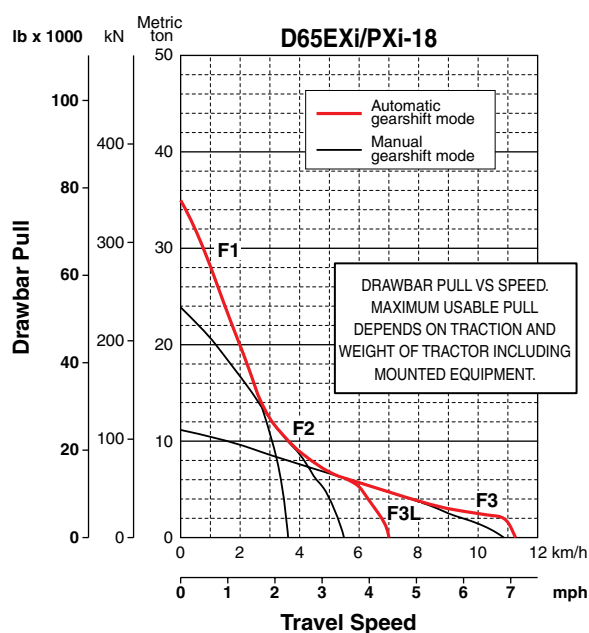
# Specifications

## Engine

Model	Komatsu SAA6D114E-6
Type	4-cycle, water-cooled, direct injection
Aspiration	Variable geometry turbocharged, air-to-air aftercooled
<b>Number of cylinders</b>	<b>6</b>
Bore x stroke	114 mm x 144.5 mm
Piston displacement	8.85 L
Governor	All-speed and mid-range, electronic
Horsepower:	
SAE J1995	Gross 164 kW 220 HP
ISO 9249 / SAE J1349*	Net 162 kW 217 HP
Rated rpm	1950 min-1
Fan drive type:	Variable speed hydraulic
Lubrication system	All-speed control, electronic
Method	Gear pump, forced lubrication
Filter	Full-flow

\*Net horsepower at the maximum speed of radiator cooling fan

U.S. EPA Tier 3 and EU Stage 3A emissions certified.



## Steering system

PCCS joystick control for all directional movements. Pushing the joystick forward results in forward machine travel, while pulling it rearward reverses the machine. Simply tilt the joystick to the left or right to make a turn. Tilting the joystick fully to the left or right activates counter-rotation. HST eliminates steering clutches and brakes, providing smooth powerful turns. Fully electronic control enables smooth control. The PCCS utilises shift buttons to increase and decrease speed.

Minimum turning radius (identical for iMC model):

D65EX-18	1.9 m
D65PX-18	2.2 m

As measured by track marks on the ground at pivot turn.

## Undercarriage

Suspension	Oscillation-type with a equaliser bar and pivot shafts
Track roller frame	Monocoque, large section, durable construction
Rollers and idlers	Lubricated track rollers
Lubricated tracks	Lubricated tracks with PLUS. The track tension can be easily adjusted with grease gun.

### Tractor for outside mounted blade (Semi-U)\*

identical for iMC model	D65EX-18	D65PX-18
Number of track rollers (each side)	7	8
Type of shoes (standard)	PLUS	PLUS
Number of shoes (each side)	42	45
Grouser height	65 mm	65 mm
Shoes width (standard)	610 mm	915 mm
Ground contact area	40910 cm <sup>2</sup>	66946 cm <sup>2</sup>
Ground pressure (with dozer, ROPS [ISO 3471] cab)	44.1 kPa 0.45 kgf/cm <sup>2</sup>	29.6 kPa 0.3 kgf/cm <sup>2</sup>
Track gauge	1880 mm	2050 mm
Length of track on ground	2970 mm	3275 mm

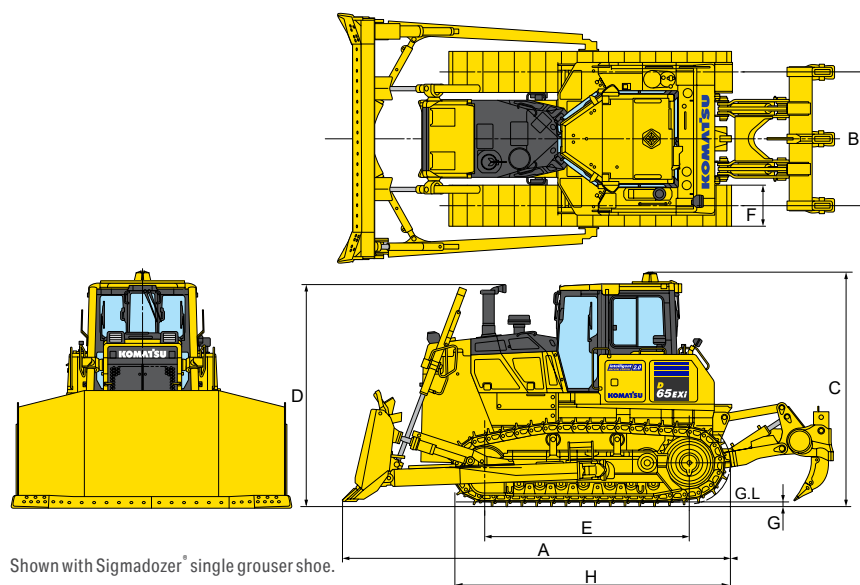
## Final drives

In-shoe mounted axial piston type travel motors with integrated two-stage planetary gear reduction. Compact in-shoe mount reduces risk of damaged by debris. Bolt-on sprocket for easy displacement.

## D65EX-18 / D65PX-18 / D65EXi-18 / D65PXi-18

### Dimensions - outside mounted dozer blade

	D65EX-18 Semi-U Blade Identical for iMC model	D65PX-18 Straight tilt dozer Identical for iMC model
A	5490 mm	5680 mm
B	1880 mm	2050 mm
C	3330 mm	3330 mm
D	3085 mm	3085 mm
E	2970 mm	3275 mm
F	610 mm	915 mm
G	65 mm	65 mm
H	4065 mm	4370 mm
Ground clearance: 415 mm		



### Dozer equipment

Use of high tensile strength steel in moldboard for strengthened blade construction.

(Identical for iMC model)	Overall length with dozer	Blade capacity (ISO 9246)	Blade width x height	Maximum lift above ground	Maximum drop below ground	Maximum tilt adjustment	Dozer equipment weight	Ground pressure* ISO 16754
D65EX-18 Semi-U blade	5330 mm	5.61 m <sup>3</sup>	3470 mm x 1425 mm	1105 mm	430 mm	870 mm	2375 kg	50.0/0.51
D65EX-18 Sigmadozer®	5490 mm	5.61 m <sup>3</sup>	3410 mm x 1425 mm	1135 mm	500 mm	870 mm	2390 kg	50.0/0.51
D65PX-18 Straight tile dozer	5680 mm	3.69 m <sup>3</sup>	3970 mm x 1100 mm	1130 mm	535 mm	890 mm	2100 kg	32.8/0.33



# Specifications

## Hydraulic system

Closed-centre Load Sensing System (CLSS) designed for precise and responsive control and for efficient simultaneous operation.

Hydraulic control unit:

All spool control valves externally mounted remote to the hydraulic tank.  
Piston-type hydraulic pump with capacity (Discharge flow) of 248 L/min at rated engine rpm.

Relief valve setting 27.9 MPa, 285 kgf/cm<sup>2</sup>

Hydraulic cylinders Double-acting, piston type

Hydraulic oil capacity (refilling): 62L

Multi-shank ripper 7 L

Control valves:

3-spool control valve for PAT dozer

Positions:

Blade lift Raise, hold, lower, and float

Blade tilt Right, hold, and left

Blade angle Right, hold, and left

Rear attachment Raise, hold and lower

	Number of cylinders	Bore Semi-U Blade straight tilt dozer
Blade lift	2	85 mm
Blade tilt	1	125 mm
Blade angle	2	N/A
Ripper lift	1	125 mm
Pitch angle	1	39° - 53°

## Operating weight (approximate)

Tractor shipping weight:

Shipping weight includes blade lift cylinders, ROPS cab, standard track, lubricants, coolant. Identical for iMC model.

EX Sigmadozer® 18780 kg

PX Straight 20610 kg

Operating weight:

Operating weight includes blade, ROPS cab, standard track, lubricants, coolant, full fuel tank, and operator. Identical for iMC model

EX Sigmadozer® 21270 kg

PX Straight 22830 kg

## Coolant and lubricant capacity (refill)

Coolant 49 L

Fuel tank 415 L

Engine oil 30.5 L

Torque converter, transmission, bevel gear and steering system 48L

Final drive (each side, identical for iMC model) 22L

DEF tank 23.5 L

## D65EX-18 / D65PX-18 / D65EXi-18 / D65PXi-18

### Standard equipment

- Air cleaner, double element with dust indicator
  - Air suspension seat with operator presence sensing system
  - Alternator, 24 V/90 A
  - Backup alarm
  - Batteries, 2 x 12 V/140 Ah
  - Closed engine hood
  - Colour monitor, LCD
  - Decelerator/brake pedal (Single pedal)
  - Engine intake precleaner (Auto eject)
  - Expansion tank
  - Fuel prefilter with water separator
  - High mount foot rests
  - Hitch type drawbar
  - Hydraulically-driven cooling fan with clean mode
  - Hydraulics for ripper (EX)
  - KDPF with curved exhaust pipe
  - Locks, filler caps and covers
  - Radiator mask, swing up
  - Rear view monitor system
  - Starting motor, 24 V/11 kW
  - Steering system: HST system
  - Tie-offs
  - Track roller guard, centre and end section
  - Track shoe assembly:
    - 610 mm single grouser (Semi-U, EX / EXi)
    - 915 mm single grouser (Straight, PX / PXi)
  - Underguards:
    - Oil pan and hydraulic pumps
  - ROPS cab\*
  - Air conditioner (A/C)
  - AUX-injack
  - Cab accessories:
    - 12 V x 2 power supply
    - Cup holder
    - Rear view mirror
  - Front pull hook
  - LED light
  - Multifunction Audio
  - Work lamps (Front 4, rear 2)
- \* Meets ISO 3471 ROPS standards and ISO 3449 FOPS standard.

### intelligent Machine Control

- 12 month remote access to your machine [includes data & SIM]
- 12 months service level support agreement
- Auto blade on/off switch
- Dual multi-constellation GNSS antennas
- Factory integrated 3D machine control
- ICT controller
- iMC 2.0 canvas seat cover
- Komatsu chassis mounted iMU
- Komatsu GX-55 monitor
- Komatsu stroke sensors
- Lift layer control
- MC-i4 with internal 4G modem
- Network and UHF antennas
- PDC – Proactive Dozing Control
- Quick surface creation
- Receiver- UR-1 UHF and 915SS radio
- Tilt steering control

### Multi-shank ripper

Weight (Including hydraulic control unit)	1920 kg
Beam length	2170 mm
Maximum lift above ground	640 mm
Maximum digging depth	590 mm



---

Product designs, specifications and/or data in this document are provided for informational and illustrative purposes only and are not warranties of any kind. Product designs and/or specifications may be changed at any time without notice. Any applicable warranties that may be provided by Komatsu for the products and services are available on request.

Komatsu and other trade marks and service marks used herein are the property of Komatsu Ltd., Komatsu Australia Pty Ltd, Komatsu America Corp., Komatsu Mining Corp., or one of their affiliates, or the respective owners or licensees.

**KOMATSU**

[komatsu.com.au](https://komatsu.com.au)

[komatsu.co.nz](https://komatsu.co.nz)

