



**UNDER-
CARRIAGE**

KOMATSU UNDERCARRIAGE SOLUTIONS

The science of managing your operating costs

KOMATSU
Driven by your success



Why Use Komatsu Undercarriage?

Undercarriage represents a significant investment for any tracked machine, that's why we offer genuine Komatsu undercarriage for all Komatsu excavators and dozers. Komatsu also offers a range of alternative undercarriage products to suit non-Komatsu machines.

Both systems offer a complete range of Undercarriage component options including: track groups, link assemblies, grouser plates, track rollers, carrier rollers, idlers, sprockets, pins and bushes.

Komatsu is also equipped with highly trained professionals and track press facilities across the country to perform your undercarriage inspections or track repairs.

To avoid unnecessary downtime, we offer free undercarriage inspections, to ensure that your machine is working safely and effectively.

As an Original Equipment Manufacturer (OEM), our commitment is to deliver durable parts and offer reliable service in a timely manner to ensure your machine's performance is never compromised.



Undercarriage Specialists

No guesswork, means no wasted time or money

Komatsu is a leading distributor of Undercarriage solutions for various makes and models of machinery. We boast one of Australia's largest inventories, delivering parts when you need them.

Our Undercarriage solutions cater for a wide range of market segments including: Mining, Construction, Quarry, Agriculture, Land Fill and Demolition.

We also offer a free* Undercarriage inspection to all Komatsu customers. The Komatsu Undercarriage

inspection means you no longer have to base your machinery investment on guesswork.

You get the accurate information you need to manage the undercarriage life of your machine. You can schedule an inspection at a time that suits you. Inspections take approximately 30 minutes and on completion of the inspection you will receive a report that includes recommendations, as well as tips for minimising your undercarriage wear.

*The free undercarriage inspection service is provided to bona fide existing and ongoing Komatsu customers. If Komatsu determines, in its absolute discretion, that the requesting party of the free inspection service is not an existing and/or ongoing Komatsu customer or is not acting in good faith, Komatsu may by notice to the requesting party decline to provide the ultrasonic undercarriage service free of charge.

Helping to Manage Your Undercarriage

Our Undercarriage Inspections offer you a range of features and benefits that help extend the life of your Excavator, Dozer or any machine with an Undercarriage system.

Features	Benefits
Regularly scheduled Inspections measure bush thickness, link height, shoe height and roller shell thickness, capturing the data electronically	<ul style="list-style-type: none">• Undercarriage management based on fact, not guesswork• Scheduled 30 minute inspections can save unexpected downtime, emergency costs and lost opportunity• 80% of Komatsu customers schedule regular inspections because it provides value to their business
Automatically created inspection reports highlight component life expectancy in hours and as a percentage of new component life	<ul style="list-style-type: none">• Increased uptime through scheduled pin and bush turns or replacement• Reduced overall operating and repair costs for dozers through pin and bush turn and replacement
Fact based recommendations consider your particular operating practices and site conditions to determine track life expectancy	<ul style="list-style-type: none">• No need to base you undercarriage investment on guesswork• Minimise wear and reduce undercarriage life cycle costs



Komatsu Undercarriage Options

PLUS UNDERCARRIAGE - D51, D61, D65 & D85

The PLUS (Parallel Link Undercarriage System) is the most efficient solution for all dozing applications, reducing your total cost of ownership and providing an extremely smooth ride. PLUS utilises a rotating bush that significantly reduces the wear between the bush and sprocket - which also eliminates the need for pin and bush turns. Every component in the PLUS has been designed and manufactured to give a significantly longer life. A unique heat treatment process ensures an optimal balance between component hardness and impact resistance thereby balancing the wear life across the whole system. That means longer undercarriage life and no machine downtime between overhauls.

DUAL BUSHING TRACK - D275, D375 & D475

The Komatsu Dual Bush Track is a unique structure that operates an Inner and Outer Bushing. The Inner Bushing is press fitted into the Link, whilst the outer bushing is free and rotates around the pin, which also eliminates the need for pin and bush turns. The Dual Bushing Track is ideal for sandy abrasive conditions offering extended life over a conventional track.

RE-LUGGING

Komatsu track press facilities offer grouser plate re-lugging using a submerged arc welding process, which can bring the lug of your track plates back to new. The re-lugging process involves the cleaning of your old lug surface to ensure a clean bond for the new lug. The grouser plate is heated and the unique welding process carried out to fit the new lug to your existing grouser plate. Re-lugging is a great option for larger machines, as plates can be re-lugged and given another life.

ABRASION RESISTANT TRACK - PC300

The Abrasion Resistant Track is suitable for the Komatsu PC300-7 and is designed for sandy and harsh applications, which usually result in premature wear. The Abrasion Resistant Track offers a larger diameter stepped type bushing that increases wear amount by the increased case depth. In addition to the larger Bushing the Sprocket has also been modified with contoured teeth due to the increased bushing diameter. The Sprocket offers an added slot on its side face to make easy disposal of dirt/mud offering you increased wear area for your Undercarriage.

Track Press Solutions

How our Track Press Services help manage your Undercarriage life

Part	Inspection Point
Seal	<ul style="list-style-type: none">Inspect sealing surface for wear, damage and deteriorationVacuum test seal joints to ensure no loss of pressureReplace track chain lubricant with recommended lubricantReplace all seal groups
Pin	<ul style="list-style-type: none">Inspect pin surface and ends for stepped wear, scraping, cracks and faults
Bushing	<ul style="list-style-type: none">Inspect surfaces for wear, cracks, breakage and corrosion
Link	<ul style="list-style-type: none">Inspect link for wear in contact surface with bushingInspect link bore surfaces, height and bush face surface for serviceability
Spacer	<ul style="list-style-type: none">Inspect the spacer for corrosion, wear, cracks and breakage
Shoe	<ul style="list-style-type: none">Inspect shoe and link mating surfaceMeasure grouser heightTorque tighten shoe bolt to manufacturers' torque specifications

Utilising our Facilities

Komatsu is equipped with four track press facilities to perform your undercarriage inspections or track repairs.

As a large OEM, we boast an extensive track press facility network – meaning we can service your undercarriage at one of our sites, without outsourcing to a third party supplier.


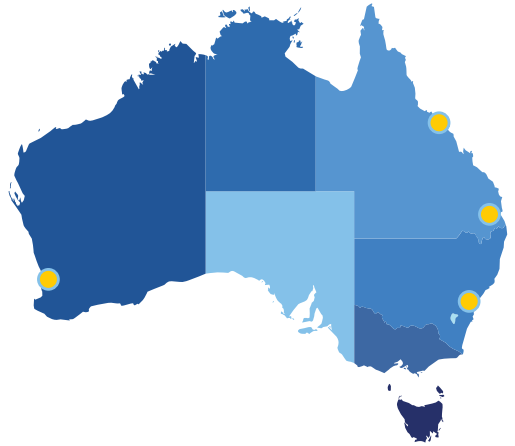
Additionally, our mobile Track Press is available to perform undercarriage operations on your site.
Track Press Solutions.

With our state-of-the-art track press facilities, we can breathe new life and efficiency into your Undercarriage by cost-effectively replacing only those parts that need replacing.

Service jobs include: Pin and bush turns or pin, bush replacement, Shoe bolt-up and Grouser plate relugging.

FIXED TRACK PRESS LOCATIONS

- » Sydney, NSW
- » Brisbane, QLD
- » Mackay, QLD
- » Perth, WA



Maintenance Tips

Extending the Life of your Undercarriage

You can't prevent undercarriage wear. The key to reducing your undercarriage costs is how you manage wear. Here are some quick tips to maximise the life of your undercarriage.

1. TRACK ADJUSTMENT

It is important that you keep your tracks to the correct adjustment at all times. Refer to your Komatsu Operation & Maintenance Manual for your machine for details of the correct adjustment and how to achieve this.

2. KEEP THEM CLEAN

It is important that you keep the tracks on your machine as clean as possible at all times. If you allow the tracks to pack or build up with dirt, mud, dust and other ground products it will lead to increased wear rates, perceived lower power and increased fuel usage. You should take every opportunity to use a high-pressure hose to clean your tracks. In addition, get in the habit of digging away as much of the dirt as you can before or after each shift.

3. MINIMISE REVERSING

The tracks on your machine are designed to operate with less wear when travelling forward, compared with reverse travel. Reversing creates extra wear and you should reverse only when required. The extra power required for reverse will also cause an increase in fuel consumption.

4. UNDERSTAND YOUR CONDITIONS

Look at the conditions where your equipment is operating; they are a major contributor to wear. Harsh conditions, such as abrasive or sandy materials in a wet site, will quickly wear an undercarriage. However, even in the worst conditions (and wet sand is right up there), keeping a close eye on undercarriage wear and taking action at the right moment can provide a substantially longer machine life.

In the past, it was accepted in an abrasive environment that you would simply run the tracks to destruction, then replace the links. Now, the preferred option is to carry out regular inspections and do a pin-and-bush turn (turning the pins and bushes through 180°) when wear gets to a certain level. This effectively gives more life from your undercarriage.

5. MEASURE YOUR UNDERCARRIAGE

You should ensure that your Komatsu Customer Support Sales Representative (CSSR) measures and checks your undercarriage components regularly; every six months at a minimum, more in demanding conditions. This is available free as part of our Komatsu Undercarriage Management System (U.M.S). By doing this, the CSSR will be able to help you manage your undercarriage to achieve maximum life and schedule replacement for minimal downtime. Your CSSR will be able to recommend pin & bush turns, roller rotation and the replacement of sprocket rings to maximise overall component life and minimise cost.



Our Undercarriage Process


1	2	3	4	5
Undercarriage Inspection	Report and Recommendations	Service	Parts Inventory & Delivery	Reduce Operating Costs

Customer Support

Quality workmanship, commitment and expertise each time — every time.

When you invest in Komatsu, you are buying into a wealth of expertise, quality product, service and commitment. With more than 2,300 employees, Komatsu Australia has the talent and expertise to provide you with the best solutions. No matter how big or small your requirements are, Komatsu offers total customer support.

For more information call us today on 1300 566 287 to speak to a highly trained expert or you can visit our website www.komatsu.com.au for more information.





UNDER-CARRIAGE

Australia - Ph: 1300 566 287 | Web: www.komatsu.com.au
New Zealand - Ph: 0800 566 2878 | Web: www.komatsu.co.nz
New Caledonia - Ph: +687 43 53 06

KOMATSU
Driven by your success



FORM NO. ZESB015000_FEB2016

