

PC8000-11 Excavator



Safety



Reliability



Productivity



When you need to cycle through large loads, the PC8000 has you covered. It was designed with input from mining operations around the globe to maximize productivity with 240- to 400-ton trucks.

Operating capacities

	Front shovel	Backhoe
Operating weight	768 tons	777 tons
Standard bucket configuration	42 m ³ (55 yd ³)	
Engine power	3 000 kW (4,020 HP)	
Truck compatibility	240 short tons - 400 short tons	
Swing speed	2.7 rpm	
Boom length	8 150 mm	11 500 mm
Stick length	5 750 mm	5 500 mm
Breakout force	2 331 kN	2 077 kN
Crowd force/*tear-out force	2 353 kN	*1 813 kN
Tier 4 option	Yes	Yes
Electric drive option	as -6 version	as -6 version

Diesel drive

Model (Tier 4)	2x Komatsu SDA16V160E-3
Type	4-cycle, water-cooled, direct injection
Aspiration	Turbocharged and aftercooled
Number of cylinders	16
Engines amount	2
Rate power per engine	2 010 HP (1,500 kW) @ 1800 rpm
Governor	All-speed, electronic
DEF tank capacity (tier 4)	2 x 592.4 L (2 x 156.5 gal)

Electric drive

Type	Asynchronous motor
Availability-11	Not available
Engines amount	2
Rated power per engine	1 970 HP (1,448.93 kW)
Voltage	6 000-7 200 V
Amperage (approx.)	2 x 155 A-2 x 128 A
Frequency standard	60 Hz @ 1800 rpm
Frequency option	50 Hz @ 1500 rpm

Electric system

System	24 V
Batteries	8x12 V
Alternator	2x140 A
Standard working lights (amount)	14 LED lights
Standard service lights	Throughout the platform including emergency egresses and stairways

Undercarriage

Track adjustment	Automatic hydraulic type
Number of track shoes each side	49
Number of top rollers each side	3
Number of bottom rollers each side	8

Travel and brake systems

Gradeability	Up to 50%
Travel speed (max)	2.4 kph (1.5 mph)
Service brake	Hydraulic brake
Parking brake	Multiple brake

Swing system

Hydraulic motors and swing gears	3
Swing brake, dynamic	Hydraulic brake
Swing brake, parking	Multiple-disc
Swing ring teeth	External
Swing speed (max)	2.7 rpm

Environment

Hand-lever (ISO 5349-1)	Lower than 2.5 m/s ²
Whole body vibration and shock (ISO 2631-1)	Below 0.5 m/s ²
Greenhouse gas	R 134 A
PC8000-11 D quantity of gas	3.5-8.3 kg
PC8000-11 D CO ₂ equivalent	5.005-11.869 t
PC8000-11 E quantity of gas	7.2-12 kg
PC8000-11 E CO ₂ equivalent	10.240-17.16 t

Hydraulic system

Description	The power train consists of two main drives. Each of the two gearboxes drives four identical main pumps which draw hydraulic oil from an unpressurized hydraulic tank. Open circuit hydraulics provide maximum cooling and filtering efficiency.
Main hydraulic pumps	8 identical swash plate pumps
Main hydraulic flow per pump	1 035 L/min (273 gpm)
Hydraulic pressure (all circuits)	310 bar (4,495 psi)
Swing flow rate	2 070 L/min (547 gpm)
High pressure screens	200 microns
Flow description	

The four-circuit systems feature a load-limiting governor with oil delivery summation to the working circuits and incorporates pressure cut-off control. Hydropilot prioritizes hydraulic flow giving smooth hydraulic response, simple hydraulic system layout, and a reduced number of components. The hydraulic system includes large swing-out vertical air-to-oil hydraulic coolers with temperature-regulated hydraulically driven fans.

Automatic lubrication system

Three hydraulically powered Lincoln single line automatic lubrication systems are provided as standard, complete with time and volume variable controls. The two central lubrication circuits and open gear grease circuit are supplied by identical pump assemblies from refillable containers which have a capacity of 1x 600 and 1x 300 L (total 238 gal). Replenishment of the containers is through the Wiggins connections on the service arm.

Capacities

Hydraulic oil tank	7 750 L (2,047 US gal)
Hydraulic system	11 500 L (3,038 US gal)
Fuel	13 925 L (3,679 US gal)
Engine coolant	860 L (227 US gal)
Engine oil	580 L (153 US gal)
Lubrication system (total)	900 L (238 US gal)

Operator cab

Damping pads (amount)	Enclosed steel cab mounted on viscous pads
AC System	Air-condition unit
Suspension of seat	Full suspension operator seat with belt
Heating of seat	Electrically heated
Seat belt	Trainer seat with belt
Adjustments of seat	Multiple adjustments
Joystick controls	Electro-hydraulic joystick controls
Foot controls	Foot control for shovel clam, crawler and swing brake
Radio version	AM-FM radio with MP3 ready CD player and AUX in
Windshield washers	1 large parallel windshield wash wiper
Windshield washer speed	Two speeds and intermittent operation
Additional mirrors	2 heated rear mirrors
Sun blinds	Internal and external
Roller blinds	Standard on all windows (excluding rear door)
Sliding window	ESG escape window, VSG according to ECE R43
Window tinting	Parsol green
Penetration proof windows	Impact resistant front window (21 mm and tolerances)
Walkway	Walkway around the cab
Engineering standards	ISO 3449, ISO 6394, ISO 10263-4 TL: EN474-1, EN 474-5, DIN 15018, BR2-S DIN EN 1063, ECE R43, ISO 10262

Komtrax plus

Version	Komtrax Plus 2
Description	The KOMTRAX Plus monitoring system is designed for Komatsu mining equipment to provide real time and stored information about the operating status of the machine. Fault messages are immediately available to the operator via a digital display and in the event of critical malfunctions the engine is also shut down. The digital storage provides failure summary and analysis, which can be down loaded by laptop computer. This data will assist in predicting or reduction downtime. Optionally available is Orbcmm satellite transmission (check for availability in your territory).
Argus PLM ready	Yes

Front shovel

Bucket capacity	42.0 m ³ (55 yd ³)
Wear package	Standard
Density	1.8 t/m ³ (3,050 lb/yd ³)

Bucket

Width	5 375 mm (17.6 ft.)
Teeth	6
Wear package	Standard, light
GET system	Hensley XS 804 (*further systems on request)
Max material density	1.8 t/m ³ (3,034 lb/yd ³)

Front shovel attachment

Boom	8 150 mm (26.7 ft.)
Stick	5 750 mm (18.9 ft.)
Break-out force (ISO)	2 331 kN (524,030 lbf.)
Crowd force (ISO)	2 353 kN (528,975 lbf.)
Max cutting height	21 090 mm (69.2 ft.)
Max dumping height	13 690 mm (44.9 ft.)
Max digging depth	3 160 mm (10.4 ft.)
Max digging reach	18 030 mm (59.2 ft.)
Max digging reach	4 556 mm (14.9 ft.)

Backhoe

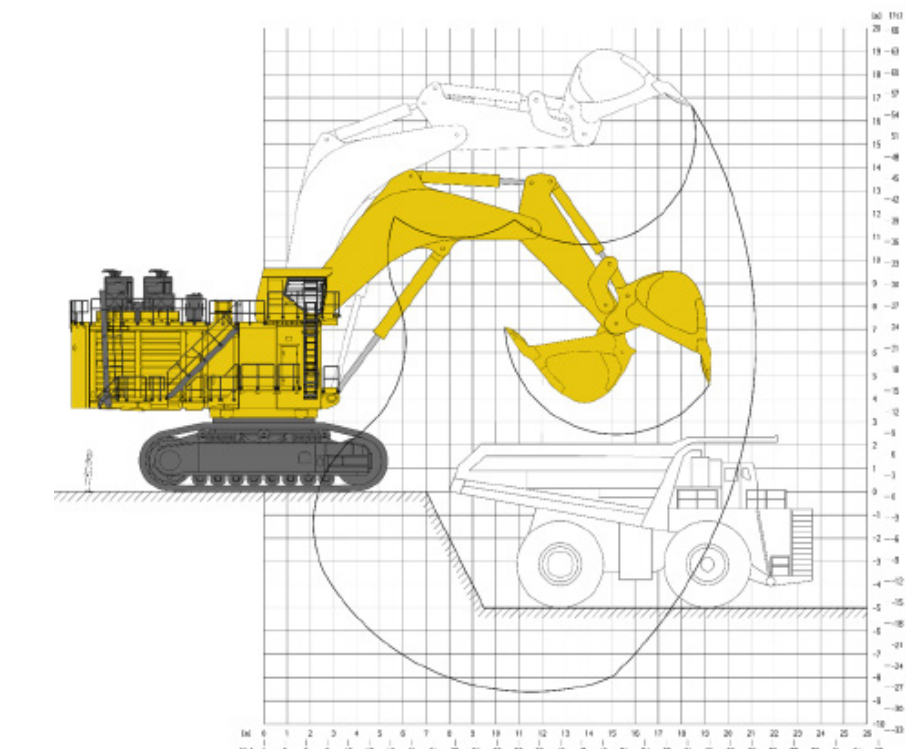
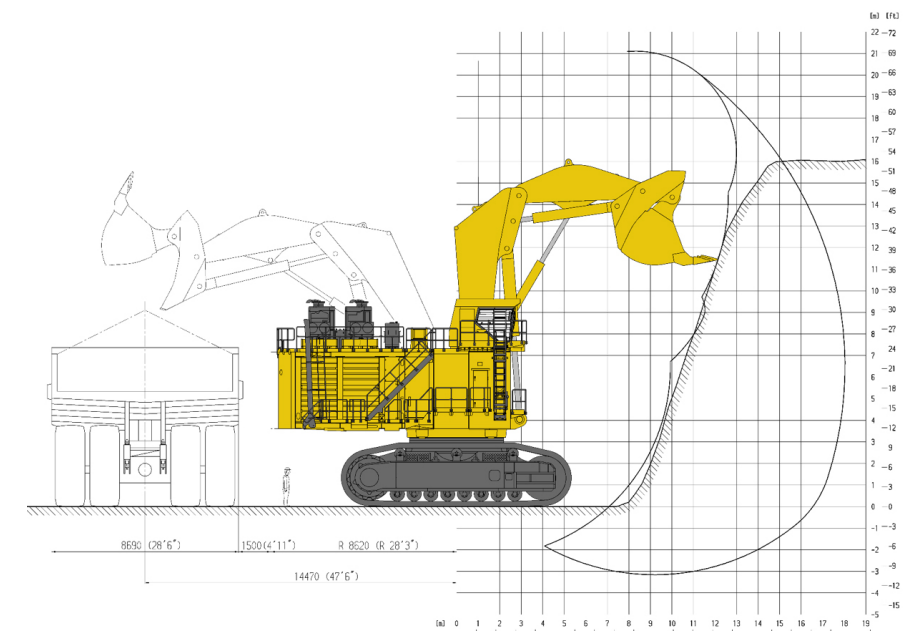
Bucket capacity	42.0 m ³ (55 yd ³)
Wear package	Standard
Density	1.8 t/m ³ (3,050 lb/yd ³)

Bucket

Width	4 575 mm (15.0 ft.)
Teeth	6
Wear package	Standard, light
GET system	Hensley XS 804* (*further systems on request)
Max material density	1.8 t/m ³ (3,034 lb/yd ³)

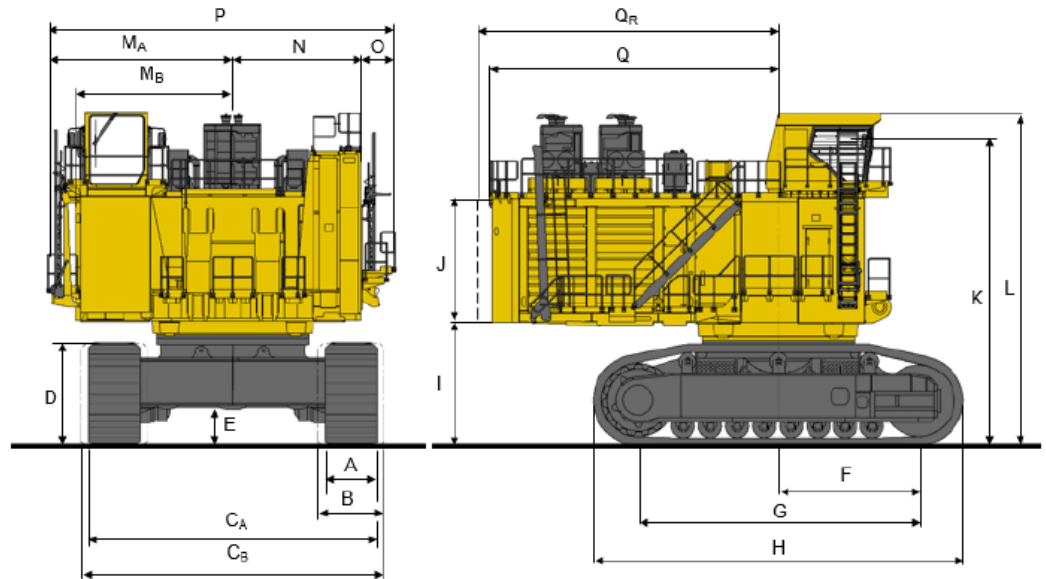
Backhoe attachment

Boom	11 500 mm (37.7 ft.)
Stick	5 500 mm (18.0 ft.)
Break-out force (ISO)	2 077 kN (466,928 lbf.)
Tear-out force (ISO)	1 813 kN (407,579 lbf.)
Max cutting height	16 580 mm (54.4 ft.)
Max dumping height	10 650 mm (34.9 ft.)
Max digging depth	8 640 mm (28.3 ft.)
Max digging reach	21 190 mm (69.5 ft.)
Max digging reach	5 375 mm (17.6 ft.)



Dimensions

A	1 500 mm (4 ft. 11 in)
B	1 900 mm (6 ft. 3 in)
C _A	8 330 mm (27 ft. 4 in)
C _B	8 730 mm (28 ft. 8 in)
D	2 995 mm (9 ft. 10 in)
E	1 065 mm (3 ft. 6 in)
F	4 050 mm (13 ft. 3 in)
G	8 100 mm (26 ft. 7 in)
H	10 685 mm (35 ft. 1 in)
I	3 612 mm (11 ft. 10 in)
J	3 550 mm (11 ft. 8 in)
K	8 956 mm (29 ft. 5 in)
L	9 775 mm (32 ft. 1 in)
M _A	5 370 mm (17 ft. 7 in)
M _B	4 375 mm (14 ft. 4 in)
N	3 720 mm (12 ft. 2 in)
O	1 010 mm (3 ft. 4 in)
P	10 100 mm (33 ft. 2 in)
Q	8 390 mm (27 ft. 6 in)
Q _R	8 620 mm (28 ft. 3 in)



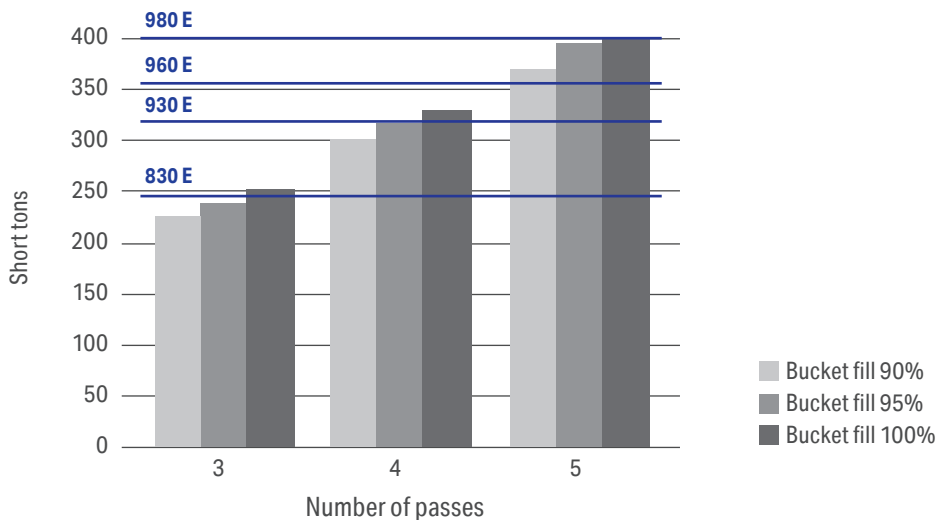
Front shovel operating weights

Show width and weight (1 500 mm)	1 500 mm (59 ft.)
Ground pressure	27.9 N/cm (40.46 psi)
Operating weight	769 t (1,695,354 lbs.)
Show width and weight (1 900 mm)	1 900 mm (75 ft.)
Ground pressure	22.4 N/cm (32.5 psi)
Operating weight	782 t (1,724,014 lbs.)

Backhoe operating weights

Show width and weight (1 500 mm)	1 500 mm (59 ft.)
Ground pressure	28.2 N/cm (40.9 psi)
Operating weight	777 t (1,712,991 lbs.)
Show width and weight (1 900 mm)	1 900 mm (39 ft.)
Ground pressure	22.6 N/cm (32.8 psi)
Operating weight	790 t (1,741,651 lbs.)

PC8000-11 Front shovel and backhoe truck match



Product designs, specifications and/or data in this document are provided for informational purposes only and are not warranties of any kind. Product designs and/or specifications may be changed at any time without notice. The only warranties that apply to sales of products and services are Komatsu's standard written warranties, which will be furnished upon request.

Komatsu and other trademarks and service marks used herein are the property of Komatsu Ltd., Komatsu America Corp., Komatsu Mining Corp., Komatsu Germany, or one of their affiliates, or the respective owners or licensees.

KOMATSU

komatsu-mining.de

