




REMAN

REMANUFACTURING SOLUTIONS - CONSTRUCTION & QUARRY

Quality Parts and Service
support you can rely on



KOMATSU
Driven by your success

REMAN SOLUTIONS

Keeping your machinery up and running

When the components in your Komatsu equipment reach the point of requiring overhaul or replacement, Komatsu Australia can assist in minimising downtime and reducing costs through a wide range of Komatsu Remanufactured (Reman) components.

Our Reman process is carried out under strict guidelines developed by our factory design and manufacturing engineers.

Reman components are built to Komatsu's factory specifications at one of our specialist Reman facilities. The key Reman products include:

- Engines and engine components
- Transmissions
- Power modules
- Final drives
- Hydraulic pumps and motors
- Differentials

Komatsu Australia's Reman facilities offer major components for a number of machines, including:

- Bulldozers
- Wheel Loaders
- Excavators
- Mechanical Trucks
- Motor Graders
- ADT Trucks



KOMATSU REMANUFACTURED PARTS

Improved operating costs for the life of your Komatsu machines

Whether you are operating in a quarry construction site, or just clearing a location, Komatsu now offers an extensive range of remanufactured major components for your production size machines.

Remanufactured components are designed to keep you running at the lowest total cost and are backed by Komatsu warranty.

Unlike many OEMs, Komatsu's components are factory remanufactured,

not rebuilt or repaired, to meet Komatsu factory specifications and original equipment quality so that you can be confident you are getting the performance, reliability and durability you have come to expect from your Komatsu machine.

With our pre-failed Flat Rate Pricing, there is more certainty in you running cost estimates. So whether you are considering changing out a component or even doing a second-life rebuild on your machine you can rest assured that Komatsu has the right products

at the right price for you.

Parts Availability

Komatsu has invested millions of dollars in remanufactured parts inventory to ensure that a wide range of parts are available when and where you need it.

The Komatsu branch network provides the peace of mind that Komatsu has the remanufactured components to get your machine back up and running with minimal downtime.

KOMATSU GENUINE REMANUFACTURED PARTS

Offering major component products

Engines

The Komatsu engine is remanufactured to deliver factory specification power, torque and reliability. This specialised remanufactured component will meet the critical power production and emission requirements for your Komatsu machine. Critical engine software upgrades are also installed along with new bearings, seals, gaskets, piston rings, O-rings and all internal fasteners.

Transmissions/Torqueflows

Komatsu's unique transmission/torqueflow design delivers industry leading responsiveness, speed and durability. Your Komatsu remanufactured transmission/torqueflow will perform "like-new" to meet the travel requirements for your Komatsu machine. All seals, O-rings, bearings, disc plates and other critical

components are replaced with 100% new Komatsu parts.

Power Train Models

The Komatsu Reman power module is built to deliver factory specification power train performance. This specialised remanufactured component will achieve the speed, braking and responsiveness requirements on your Komatsu machine. Critical components like seals, O-rings and bearings are replaced with 100% new Komatsu parts, delivering the latest technology


Final Drives/Differentials

The Komatsu final drive and differential performs a crucial function within Komatsu's unique power train system. These specialised remanufactured components efficiently convert torque to traction, allowing your

Komatsu machine to travel under the most challenging ground conditions encountered on the job site. All seals, gaskets, bearings, O-rings and crown wheels are replaced with 100% new Komatsu parts to ensure durability.

Hydraulic Components/Cylinders

The Komatsu hydraulic pumps, motors and cylinders are remanufactured in a clean-room environment in order to meet strict cleanliness requirements. These specialised remanufactured components perform at extremely tight Komatsu engineering tolerances and high operating pressures and will deliver performance and reliability equal to or better than the original components. All replacement parts, seals, bearings, shafts and critical internal fasteners are replaced with 100% new Komatsu parts.

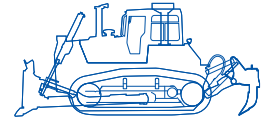


BULLDOZERS

Major component coverage for D275 to D475 crawler dozers

| Machine model | Engine | Powertrain module | Final drive | Starter motor | Turbo | Hydraulic pump |
|---------------|--------------|-------------------|--------------|---------------|--------------|----------------|
| D155AX-5 | - | - | 17A-27-00031 | 600-813-9322 | 6505-65-5020 | 705-14-41040 |
| | - | - | 17A-27-00041 | - | - | - |
| D155AX-6 | - | - | 17A-27-00093 | 600-813-9322 | 6050-71-5550 | - |
| | - | - | 17A-27-00113 | - | - | - |
| D275AX-5 | 6218-H0-0040 | 17M-22-40001 | 17M-27-00252 | 600-813-9322 | 6505-65-5140 | 708-1H-00021 |
| | - | - | 17M-27-00262 | - | - | - |
| D375A-3 | 6162-00-3900 | 195-00-00512 | 195-27-00414 | 600-813-7121 | 6505-52-5540 | 705-58-44050 |
| | - | - | 195-27-00404 | - | - | - |
| D375A-5 | 6240-A0-0172 | 195-00-00550 | 195-27-00614 | 600-813-7113 | 6505-61-5051 | 705-58-44050 |
| | - | - | 195-27-00604 | - | - | - |
| D375A-5E0 | - | 195-22-70100 | 195-27-00720 | 600-813-7152 | 6502-51-5040 | 705-52-40100 |

Part numbers are subject to change. Contact Komatsu for current part numbers, pricing, availability and part numbers of older models or models not listed.

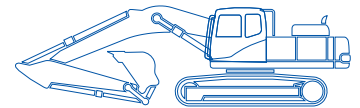


EXCAVATORS

Major component coverage for PC300 to PC850 excavators.

| Machine model | Engine | Hydraulic pump | Travel motor | Final drive | Swing motor | Hydraulic bucket cylinder |
|---------------|--------------|----------------|--------------|--------------|--------------|---------------------------|
| PC300-6 | 6223-A0-0170 | 708-2H-00110 | 708-8H-00250 | 207-27-00152 | 706-77-01271 | 207-63-02531 |
| PC300-7 | 6743-A0-0010 | 708-2G-00024 | 708-8H-00320 | 207-27-00373 | 706-7K-01170 | 707-01-0A464 |
| PC450-7 | 6251-A0-0030 | 708-2H-00027 | 706-8J-01012 | 208-27-00243 | 706-7K-01170 | 707-01-0F720 |
| PC650-3 | 6212-00-1000 | 708-25-01011 | 706-87-01011 | 209-27-00064 | 706-77-01124 | 209-63-02130 |
| PC650-5 | 6212-00-1001 | 708-17-01041 | 209-60-63502 | 209-27-00200 | 706-77-01124 | 209-63-02130 |
| | - | - | - | 209-27-00210 | - | - |
| PC800-6 | 621E-B0-0070 | 706-7G-01031 | 209-60-73504 | 209-27-00252 | 706-77-01251 | 209-63-02372 |

Part numbers subject to change. Contact Komatsu for current part numbers, pricing, availability and part numbers of older models or models not listed.




MECHANICAL TRUCKS

Major component coverage for HD325 to HD785 mechanical trucks

| Machine model | Engine | Turbocharger | Transmission | Hoist Cylinder | Alternator | Differential |
|---------------|--------------|--------------|--------------|----------------|--------------|--------------|
| HD325-6 | 621E-A0-0080 | 6505-55-5070 | 566-15-72000 | 566-63-62100 | 600-825-7111 | 566-22-71001 |
| HD465-5 | 6162-00-6110 | 6162-85-8201 | 569-15-41003 | 569-63-62100 | 600-821-9382 | 569-22-61002 |
| HD465-7 | 6241-F0-0060 | 6240-81-8600 | 569-15-51003 | 707-09-00041 | 600-821-9731 | 569-22-71002 |
| | 6241-F0-0070 | - | - | - | - | - |
| HD785-3 | 6215-00-0200 | 6505-51-5032 | 561-14-61003 | 561-63-80021 | 600-825-9320 | 561-22-61005 |
| | 6215-00-0500 | - | - | - | - | - |
| HD785-5 | 6215-00-1200 | 6505-51-5032 | 561-15-61003 | 561-63-80021 | 600-825-9230 | 561-22-61005 |
| | - | 6505-51-5042 | - | - | - | - |
| HD785-7 | 6219-B0-0030 | 6505-67-5030 | 561-15-71001 | 707-09-00070 | 600-825-9330 | 561-22-71003 |
| | - | 6505-67-5040 | - | - | - | - |

Part numbers subject to change. Contact Komatsu distributor for current part numbers, pricing, availability and part numbers of older models or models not listed.



WHEEL LOADERS

Major component coverage for WA500 to WA700 wheel loaders.

| Machine model | Engine | Differential | Torque flow assy | Steering pump | Hyd lift cylinder | Dump assy |
|---------------|--------------|--------------|------------------|---------------|-------------------|--------------|
| WA500-3 | 6211-00-0110 | 425-22-21001 | 425-13-21002 | 705-12-38011 | 707-01-03042 | 707-01-03242 |
| | 6211-21-PGW0 | 425-23-21001 | - | - | - | - |
| WA500-6 | 6261-A0-0020 | 426-23-31012 | 426-13-40002 | 705-31-44240 | 707-01-0H990 | 707-01-0J620 |
| WA600-1 | 6162-00-2000 | 426-22-11002 | 711-59-00012 | 704-30-42140 | 707-01-22112 | 707-01-28016 |
| | - | 41E-23-11001 | - | - | - | - |
| WA600-3 | 6162-00-7310 | 426-22-21003 | 711-59-31002 | 705-36-42340 | 707-01-03031 | 707-01-03232 |
| | 6241-D0-0011 | 426-22-21003 | - | - | - | - |
| WA600-6 | 6245-A0-0010 | 426-23-31012 | 426-13-40002 | 705-31-44240 | 707-01-0H990 | 707-01-0J620 |
| WA700-3 | 616H-C0-0010 | 428-23-11003 | 428-15-02000 | 704-30-42140 | 707-01-01020 | 707-01-01220 |

Part numbers subject to change. Contact Komatsu for current part numbers, pricing, availability and part numbers of older models or models not listed.





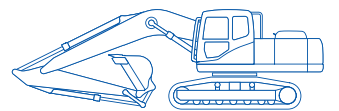
REMAN

FOR MORE INFORMATION:

Australia: Ph: 1300 566 287 | Web: www.komatsu.com.au

New Zealand: Ph: 0800 566 2878 | Web: www.komatsu.co.nz

New Caledonia: Ph: 24 25 10



KOMATSU

Driven by your success